

Battery specification data sheet



Part number: L16



Voltage: 6v Capacity @ 20hr: 350AH

| Dimensions | Metric | Imperial | Weight | KG | LB |
|------------|--------|----------|--------|----|-----|
| Length | 314 | 12.3 | | 54 | 118 |
| Width | 181 | 7.1 | | | |
| Height | 425 | 16.7 | | | |

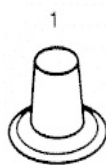
Cross reference guide

| Direct power | Crown | Trojan | Douglas | East penn Dekka | Exide | Inter-state | US battery | Rolls-Surrette |
|--------------|-------|--------|---------|-----------------|-------|-------------|------------|----------------|
| SG7 | CR350 | L16G | 6V370S | 8L16 | FS6 | UL16 | L16E | S460 |

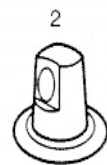
Case: Structural foam

Plates per cell: 19

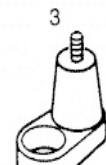
Terminal type: 2



Automotive Posts



Dual Purpose "S" Terminals



Wing Nut



Marine Terminal